

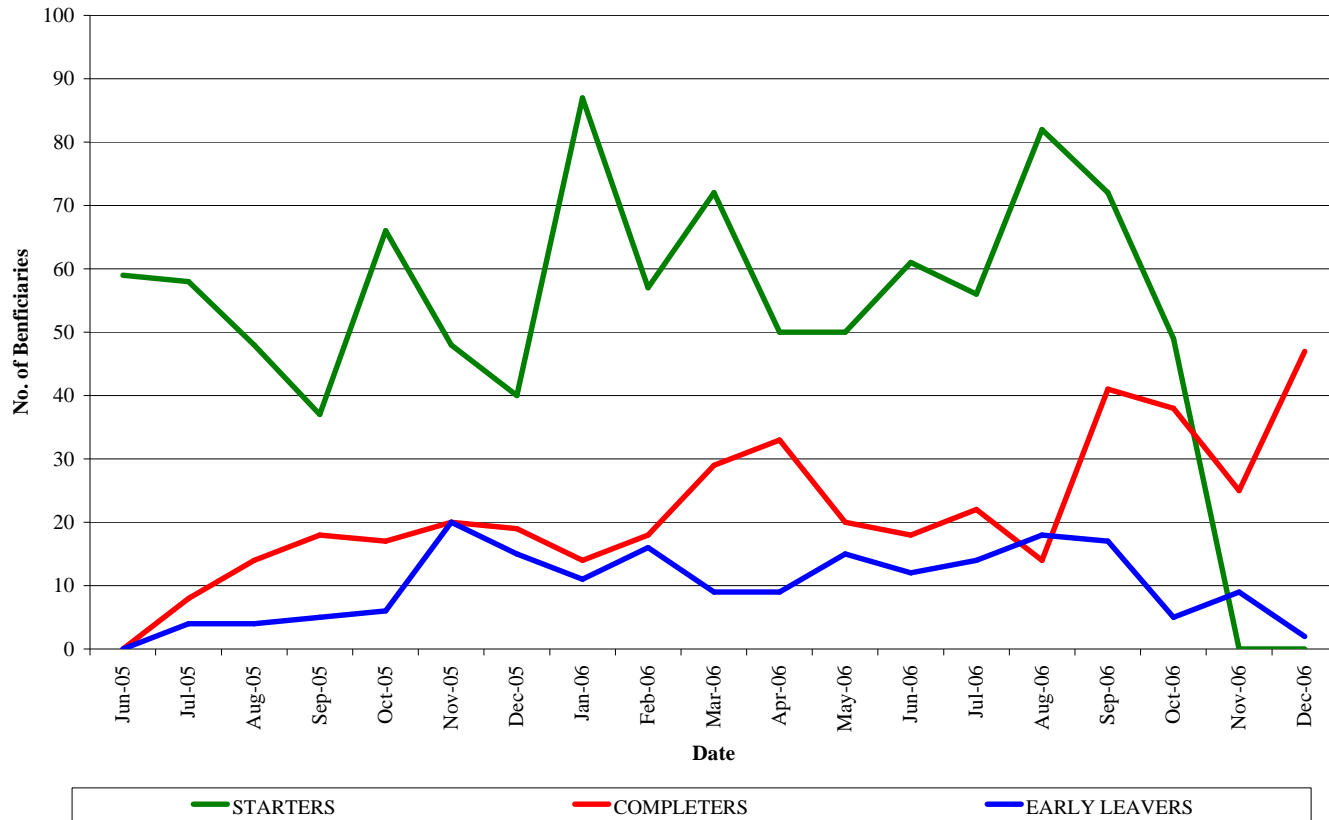


## PROJECT SUMMARY

# NOTTINGHAM

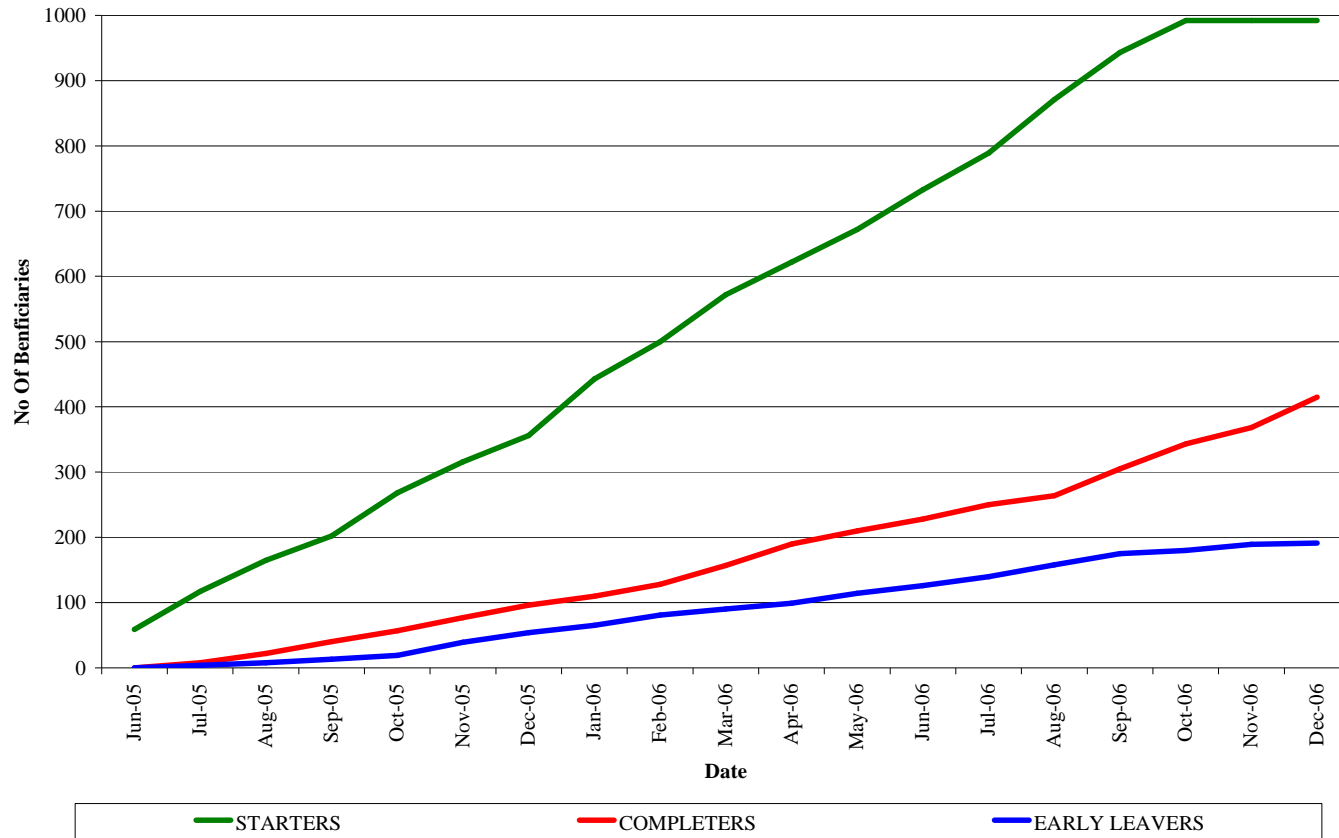
M. Musiol  
K. Wood

Starters, Completers and Early Leavers Per Month



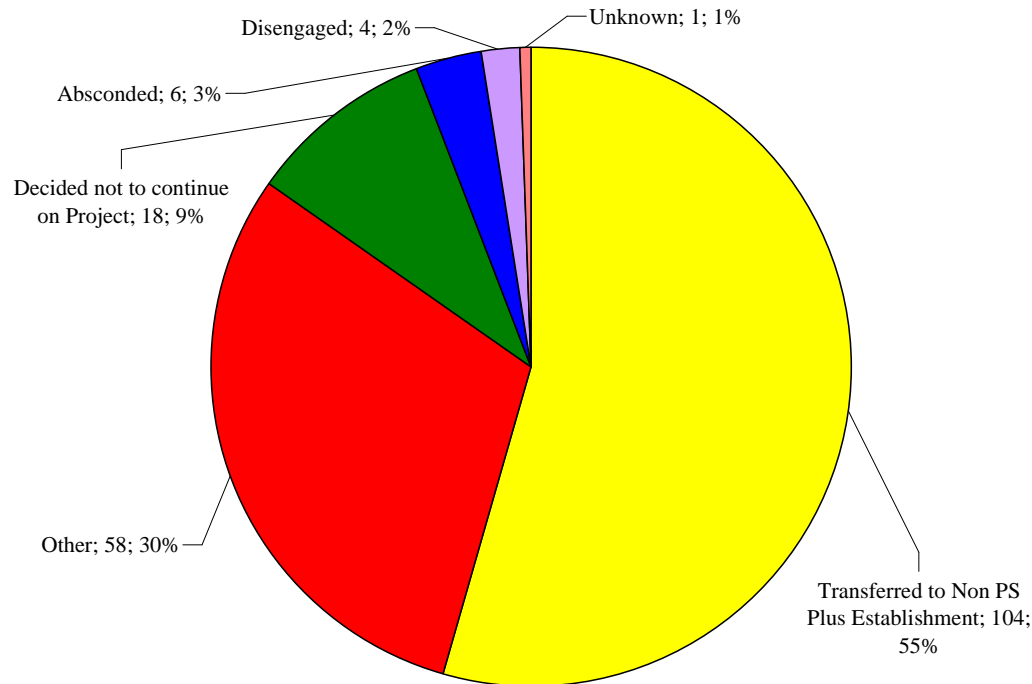
- Most months, Nottingham started between 50 and 80 beneficiaries on the PS Plus 2 project.
- Up until the last 4 months of the project, no more than 35 beneficiaries were completing the PS Plus 2 project per month.

Cumulative Starters, Completers and Early Leavers



- Nearly 1000 beneficiaries were started on PS Plus 2 in Nottingham.
- Over 600 beneficiaries finished in Nottingham – 415 completed the project and 191 left the project early.

### Reasons for Early Leavers

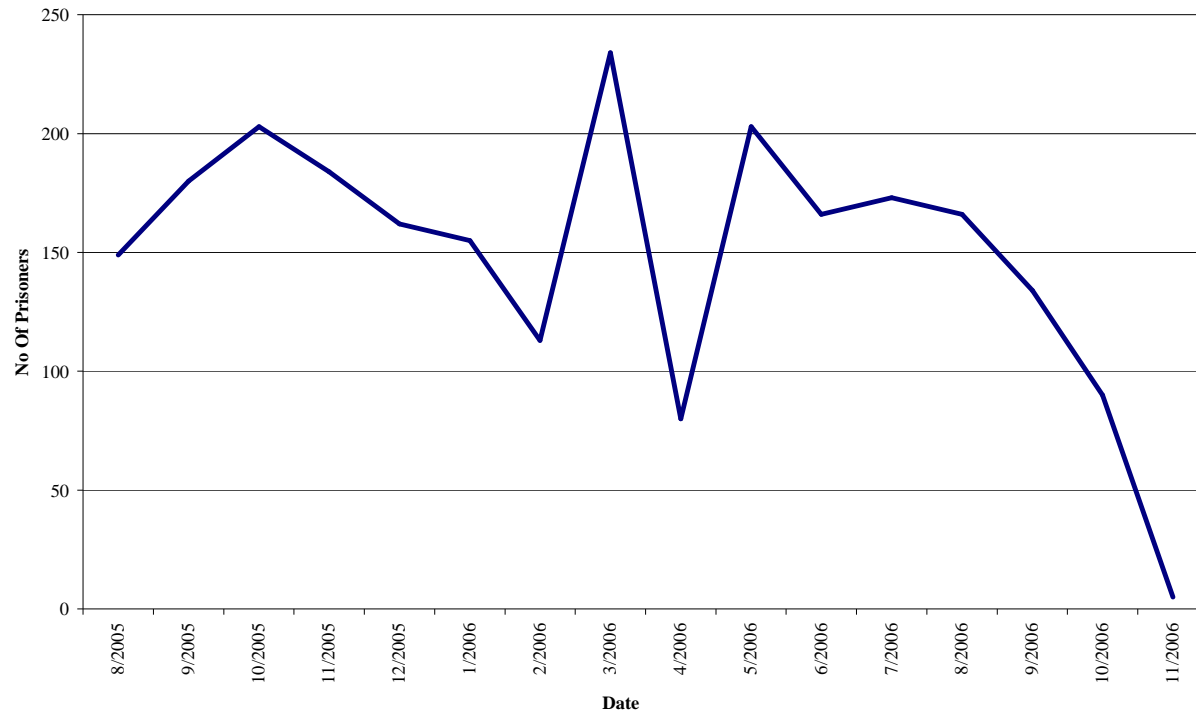


Other reasons given for beneficiaries leaving the project early:

Reason for leaving	No. of beneficiaries
Sentence Length Increased	33
Unknown	15
Transferred	3
Beneficiary going abroad	2
Beneficiary granted bail at court	2
High Risk	2
Beneficiary had previously been on the project	1
<b>Total</b>	<b>58</b>

- Of the 191 beneficiaries who left the project early, 55% (104) transferred to a non-PS Plus establishment.
- 33 beneficiaries left early because their sentence length was increased.
- 6 of the beneficiaries who left early had absconded.

Non-Starters Per Month

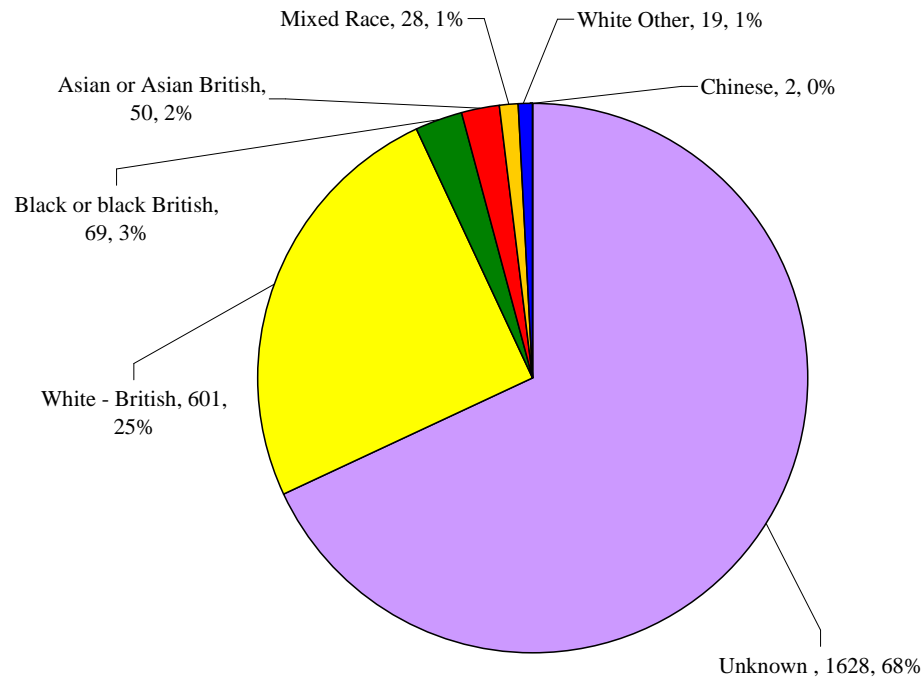


Reasons for prisoner not being started:

Reason	No. of Beneficiaries
Transferred to non PS Plus establishment	820
Transferred to PS Plus establishment	782
No interest in project	348
Does not require PS Plus Services at this time	258
Does not meet required eligibility criteria	161
Level of risk of harm	9
Other	19

- Most months, over 100 prisoners were seen and deemed unsuitable for the project.
- In total, nearly 2400 prisoners were not started on the PS Plus 2 project in Nottingham.
- 258 of the prisoners not started in Nottingham did not require PS Plus Services and 1602 prisoners transferred before being started on the project (782 to a PS Plus establishment and 820 to a non-PS Plus establishment).

Ethnic Breakdown of prisoners not started



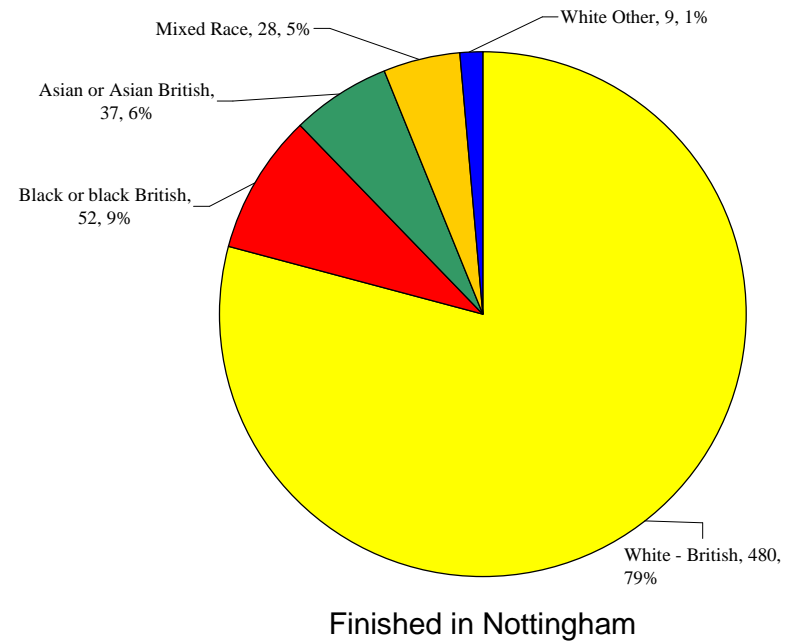
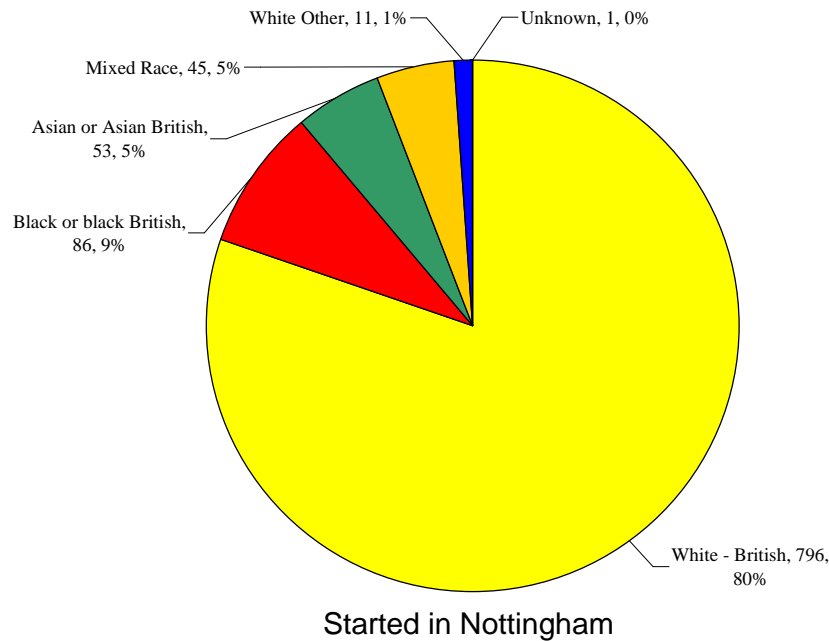
Nationality of Prisoners Not Started

Nationality	No. of beneficiaries
United Kingdom	1566
Unknown	678
Other	44
Iraq	18
Jamaica	18
India	11
UK	10
Zimbabwe	10
Irish Republic	9
Pakistan	8
Poland	8
Nigeria	6
Portugal	6
Latvia	5
<b>TOTAL</b>	<b>2397</b>

- The majority of the prisoners not started on the PS Plus project where the ethnic origin was known were White-British (25%) and most were from United Kingdom (65%).
- The ethnic origin for 68% and the nationality of 28% of the prisoners not started was unknown.
- Ethnic minorities account for 7% (168 prisoners) of the prisoners not started.

Beneficiaries Started On PS Plus

Ethnic Breakdown of Beneficiaries in Nottingham



- 80% (796) of the beneficiaries who started and 79% (480) of the beneficiaries who finished in Nottingham were White-British.
- 20% (195) of the beneficiaries who started and 21% (126) of the beneficiaries who finished in Nottingham were from Ethnic minorities.
- The ethnic origin of one beneficiary who started in Nottingham was unknown.

Nationality Breakdown of Beneficiaries in Nottingham

Starting in Nottingham

Nationality	No. of beneficiaries
United Kingdom	874
Britain	45
Unknown	27
England	10
Jamaica	8
Pakistan	7
India	5
Irish Republic	4
Portugal	2
Other	10
<b>TOTAL</b>	<b>992</b>

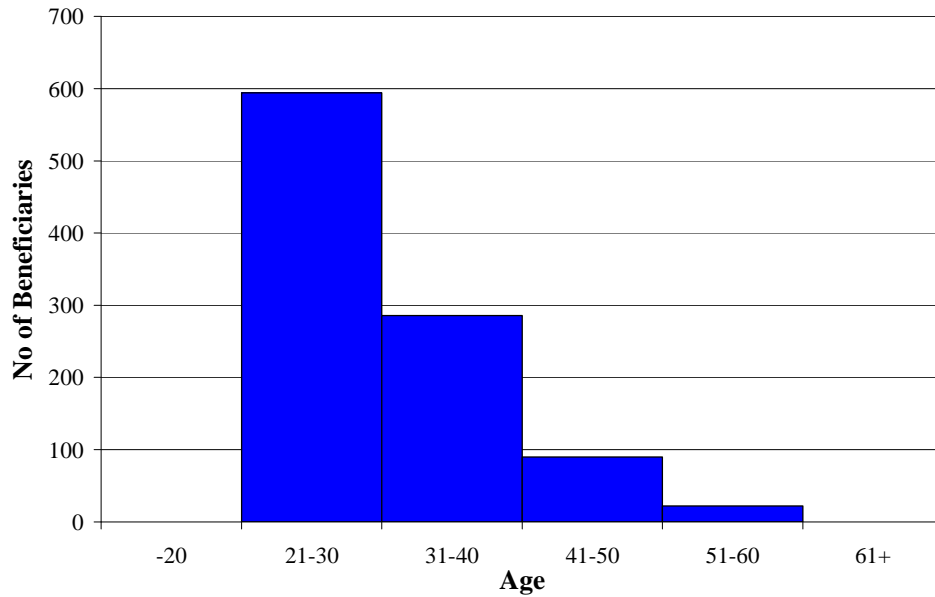
Finishing in Nottingham

Nationality	No. of beneficiaries
United Kingdom	518
Britain	34
Unknown	26
England	7
Pakistan	5
Jamaica	4
India	3
Irish Republic	3
Other	6
<b>TOTAL</b>	<b>606</b>

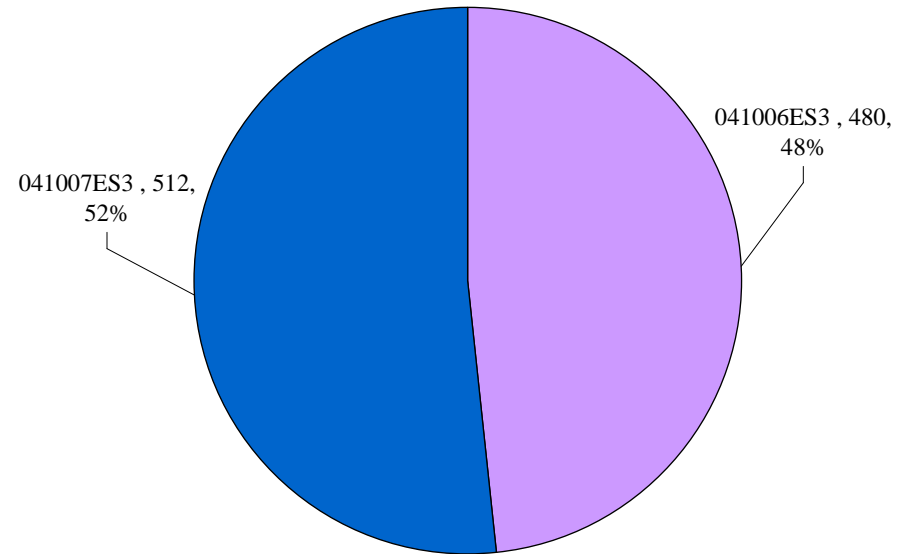
- 94% (929) of the beneficiaries who started in Nottingham stated that their nationality is United Kingdom, British or English.
- 92% (559) of the beneficiaries who finished in Nottingham stated that their nationality is United Kingdom, British or English.
- The nationality of 27 of the beneficiaries who started in Nottingham and 26 of the beneficiaries who finished in Nottingham was unknown.



Age and Dossier Number of Beneficiaries on Starting PS Plus 2



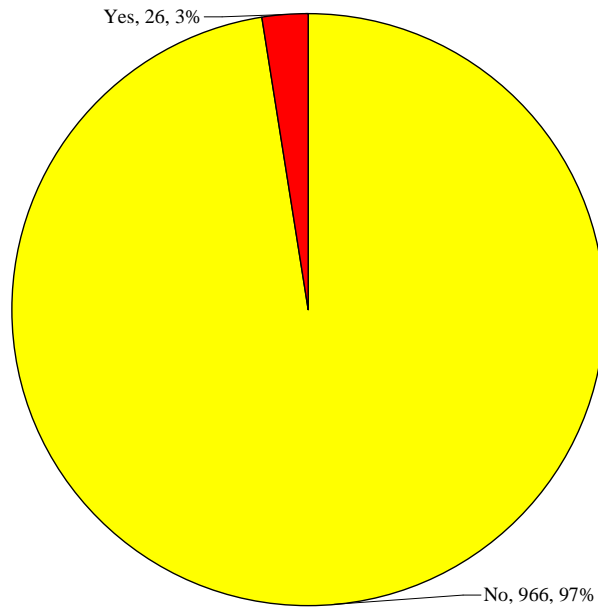
Age Breakdown



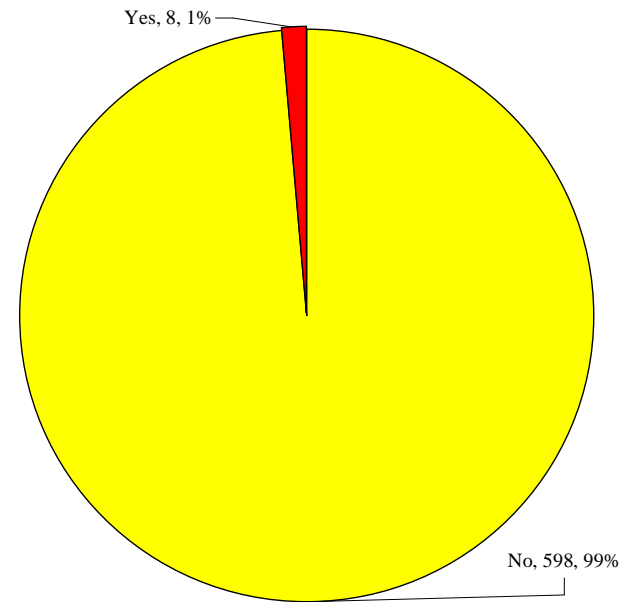
Dossier Number Breakdown

- The average (mean) age of the beneficiaries started in Nottingham is 30 years and 3 months. The average (mode) age group is 21 – 30 years old.
- There are no beneficiaries below the age of 21 or above the age of 61.
- 52% (512) of the beneficiaries are in the ESF Group 041007ES3 (male beneficiaries aged 28 and over).

### Disabled Beneficiaries



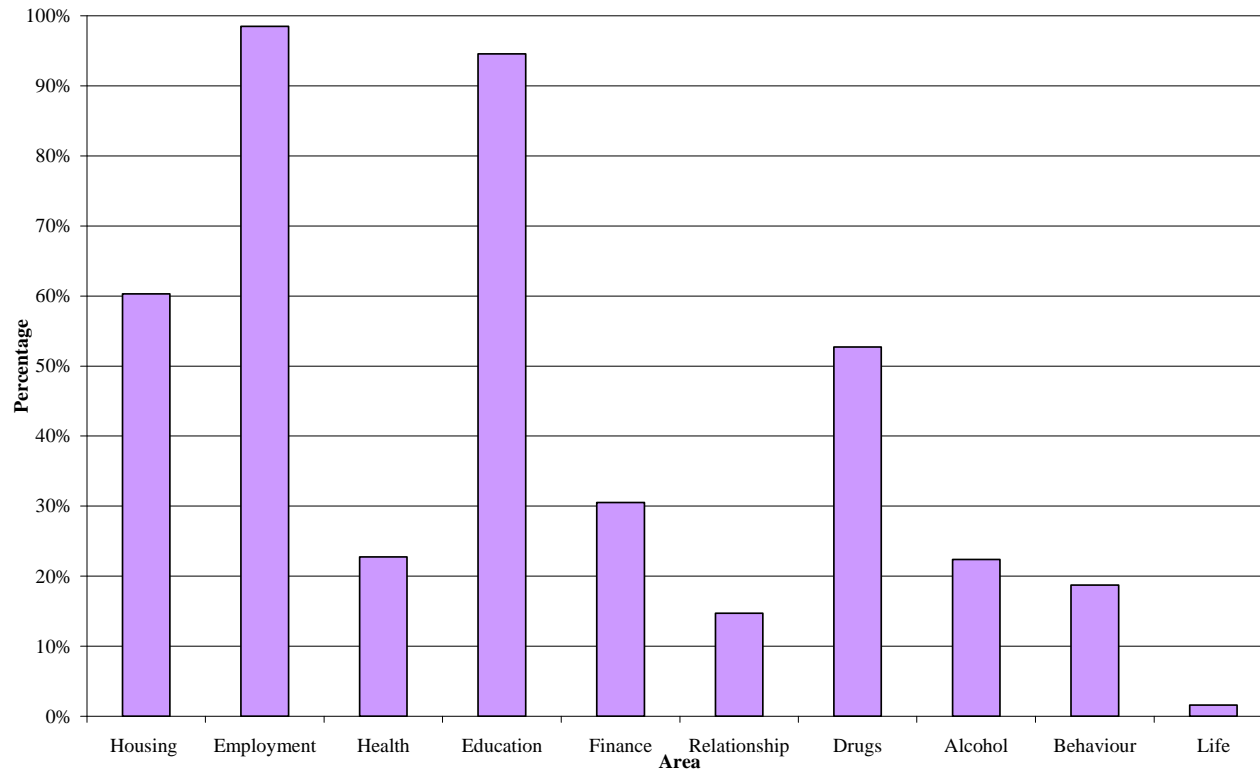
Beneficiaries Starting in Nottingham



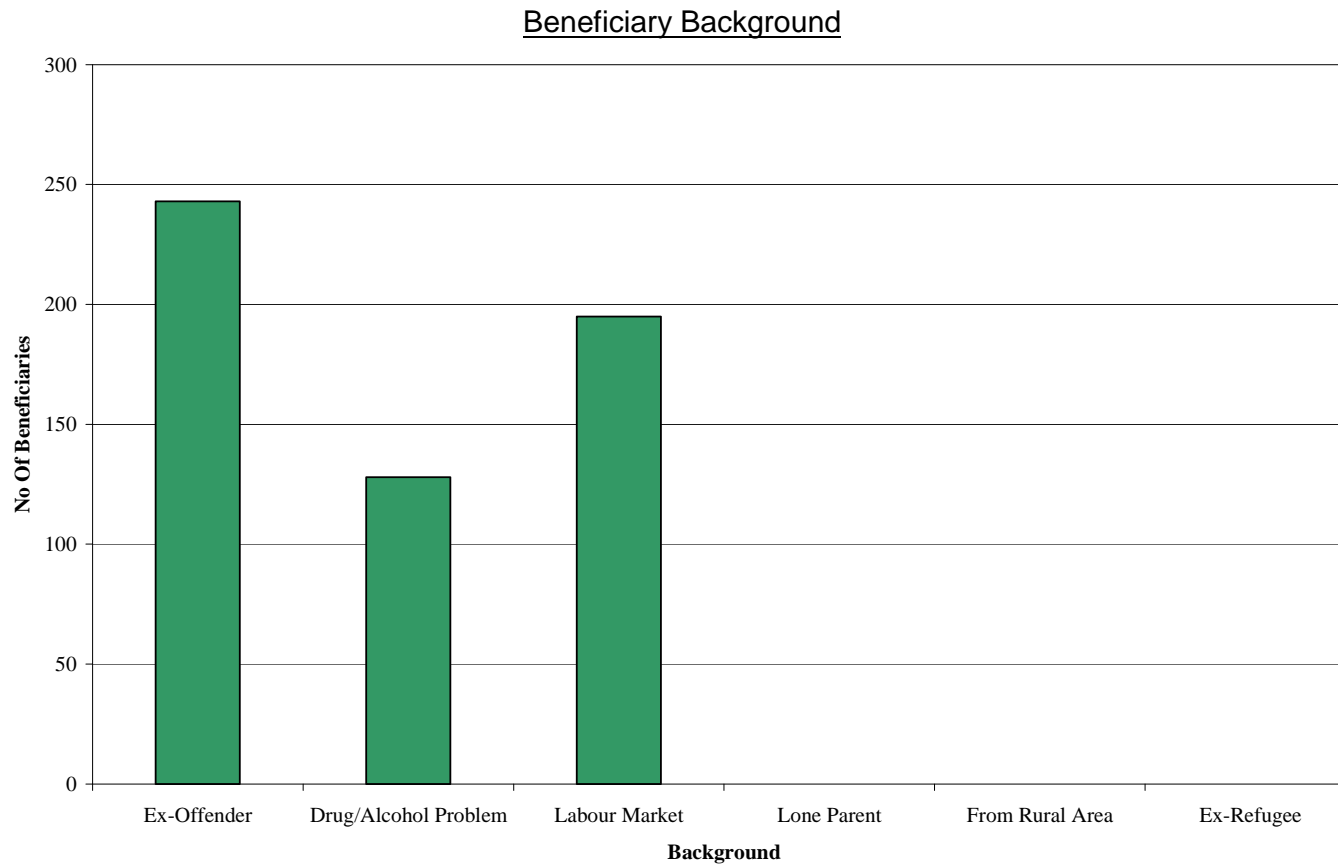
Beneficiaries Finishing in Nottingham

- 3% (26) of the beneficiaries who started in Nottingham were classified as being disabled.
- 1% (8) of the beneficiaries who finished in Nottingham were classified as being disabled.

Needs of the Beneficiaries Started in Nottingham



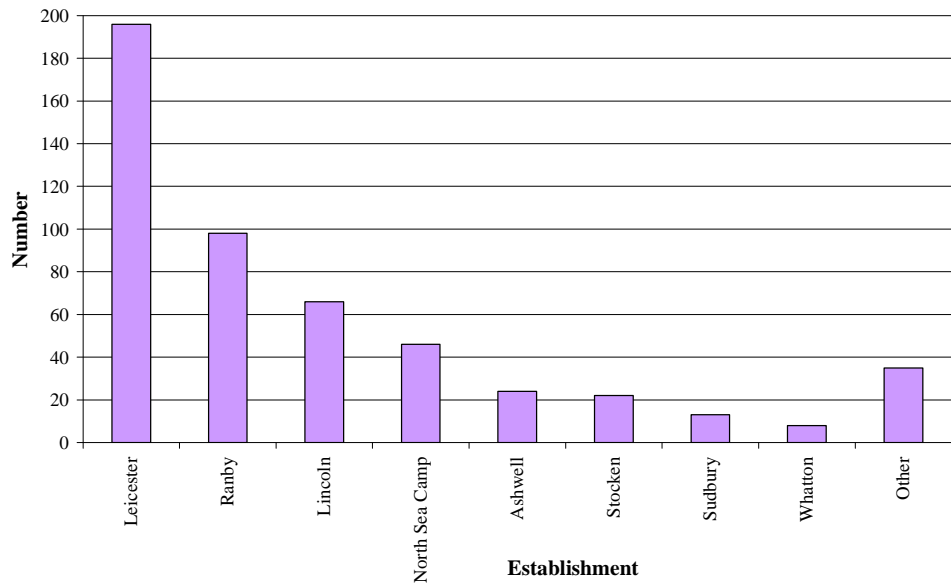
- Almost all beneficiaries who started in Nottingham needed help with employment and over 90% needed help with education.
- Over 60% of the beneficiaries who started in Nottingham needed help with housing issues.
- Over 50% of the beneficiaries who started in Nottingham needed help with drugs issues.



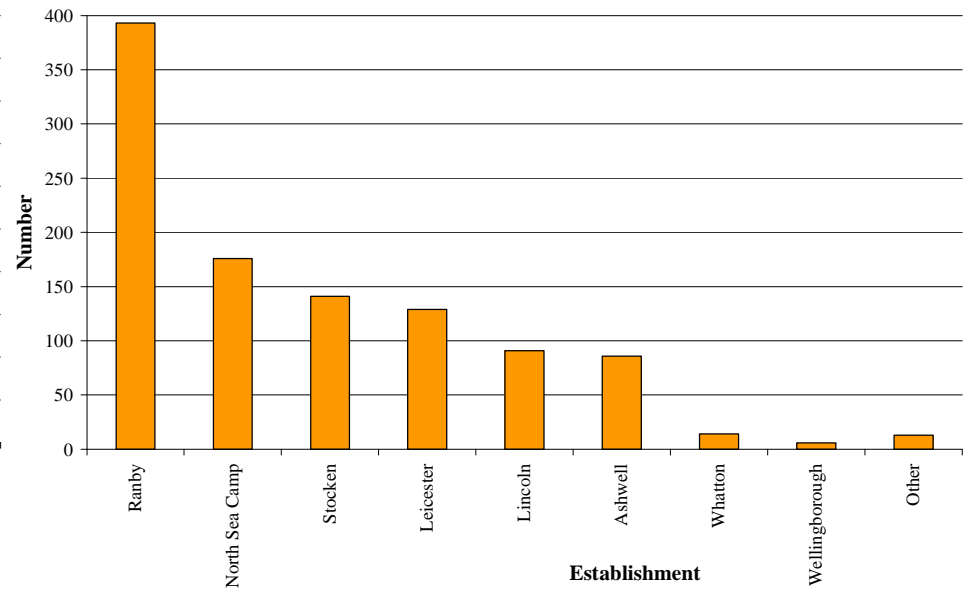
- Over 240 of the beneficiaries who started in Nottingham were ex-offenders.
- Nearly 200 of the beneficiaries who started in Nottingham are on the labour market.

Transfers from other PS Plus Establishments

Transfers into Nottingham

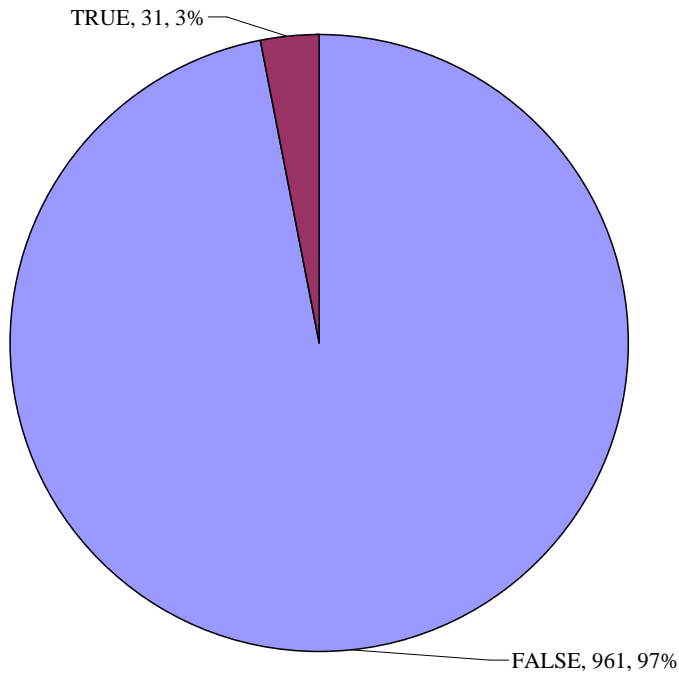


Transfers from Nottingham

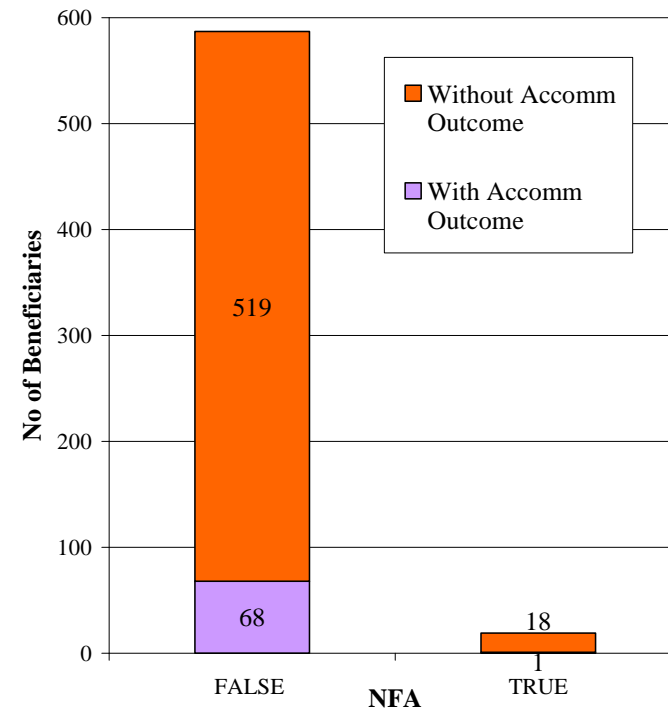


- 508 beneficiaries have transferred into Nottingham – 80% transferred to Nottingham from Leicester, Ranby, Lincoln, or North Sea Camp.
- 1049 beneficiaries have transferred from Nottingham – 80% transferred from Nottingham to Ranby, North Sea Camp, Stocken or Leicester.

Beneficiaries that have No Fixed Abode

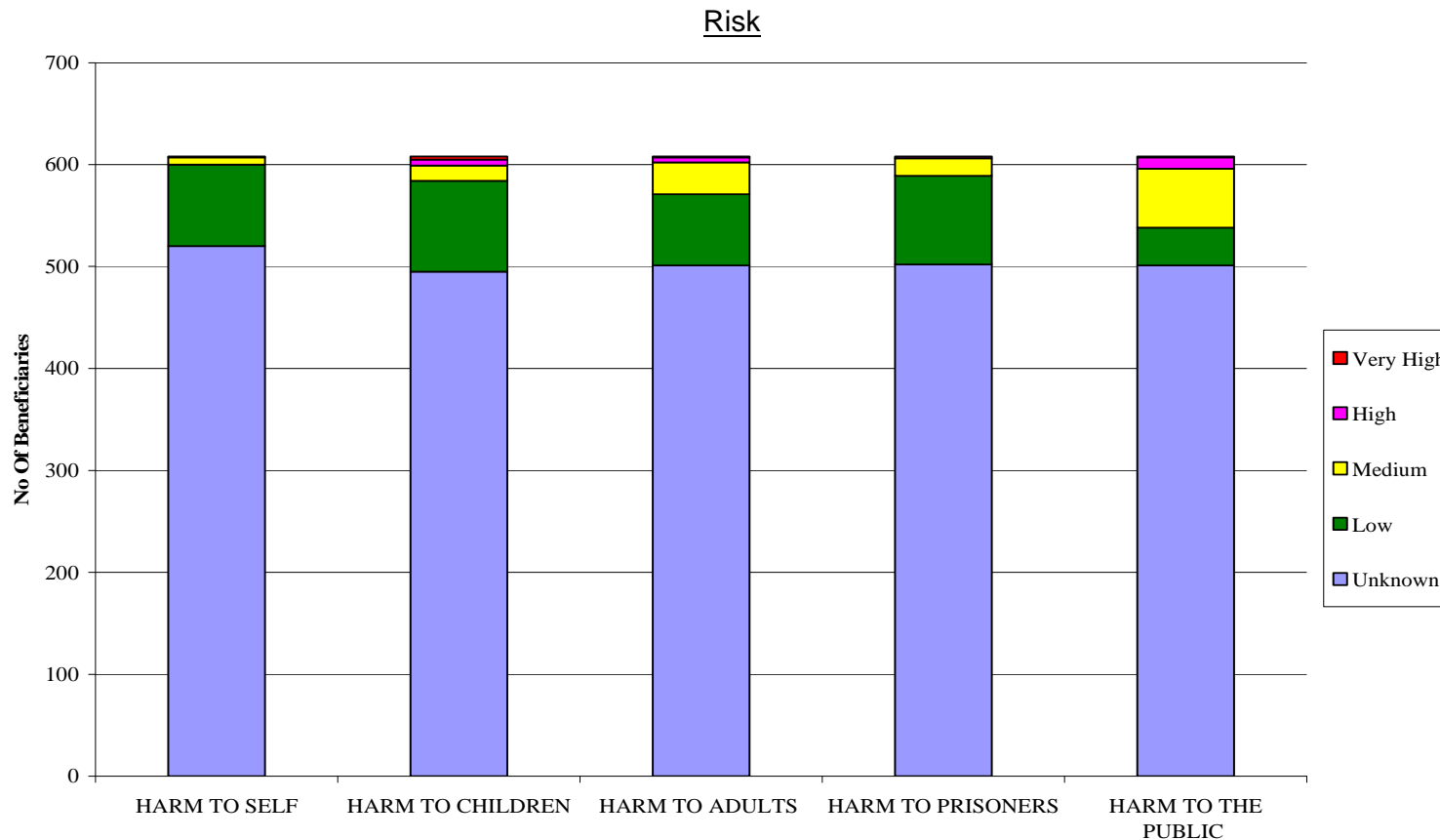


Beneficiaries Starting in Nottingham



Beneficiaries Finishing in Nottingham

- 3% (31) of the beneficiaries started in Nottingham were classed as having no fixed abode on starting the project.
- 19 beneficiaries were classed as having no fixed abode on finishing the project. Of these, one had an accommodation outcome secured.



- For over 500 beneficiaries, the level of risk of harm is unknown.
- Where risk is known, the majority of the beneficiaries are low risk prisoners towards themselves, children, adults, prisoners, and medium risk towards the public.

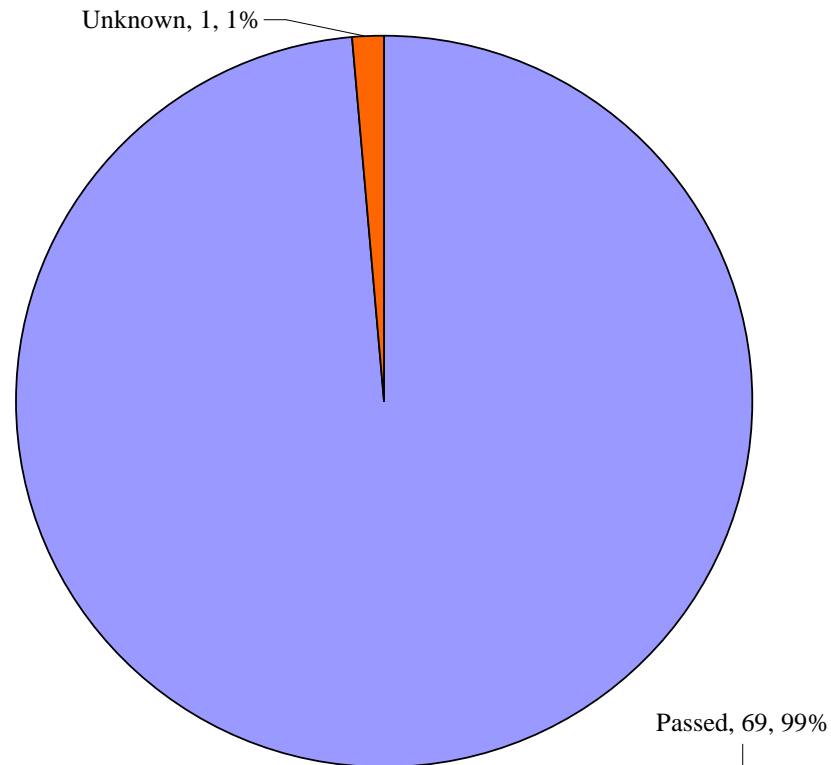
Soft Outcomes Gained

Soft Outcome	No. of beneficiaries	Soft Outcome	No. of beneficiaries
CV Assisted	183	Rent Arrears Addressed	5
IAG Assistance	170	Homeless Interview Secured	4
Progress To Work Programme	122	NVQs Gained While In Prison	3
FE College Interview	112	Job Club	2
Advice On Disclosure	64	Attended ECDL	1
Non-NVQs Gained While In Prison	51	Fresh Start Interview	1
Progress To Work Interview	11	Temporary Accommodation	1
Job Interview	8	Work Experience In Custody	1

- 739 soft outcomes were gained by Nottingham beneficiaries.
- 170 beneficiaries received IAG assistance.
- 183 beneficiaries had help writing a C.V.
- Beneficiaries in Nottingham attended 136 interviews – Further Education, Fresh Start, Homeless, Job and Progress to Work interviews.
- 122 beneficiaries utilised started the Progress to Work Programme.

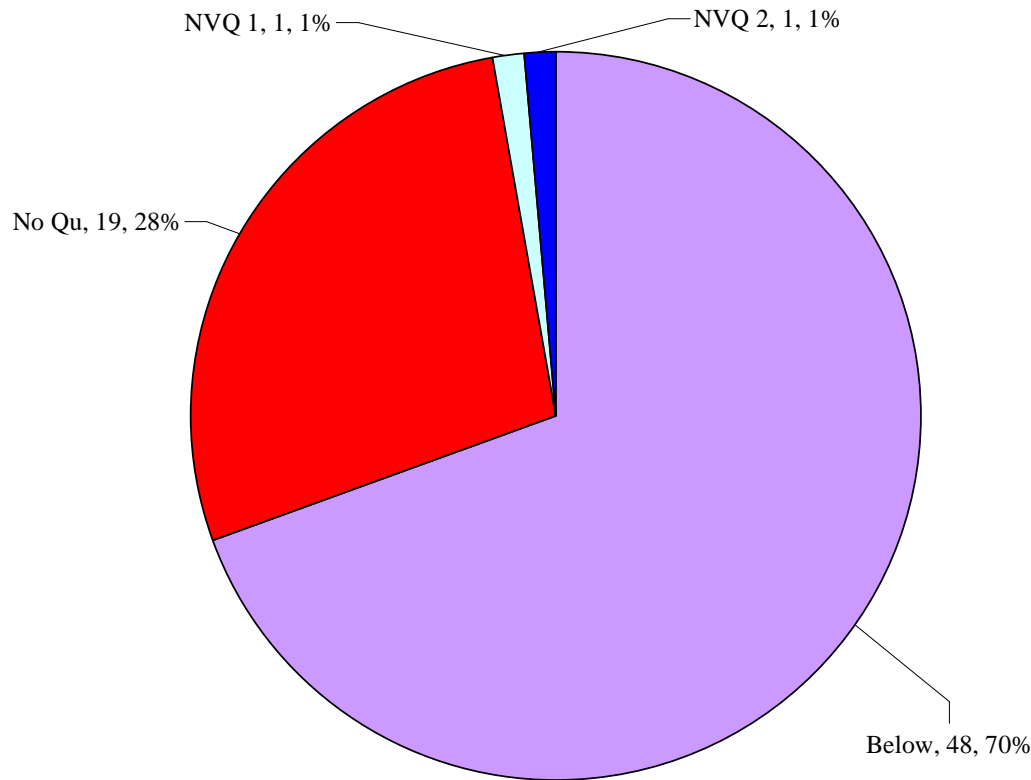


### Exam Results



- 99% (69) of the exams taken were passed.
- The result of one exam is unknown.

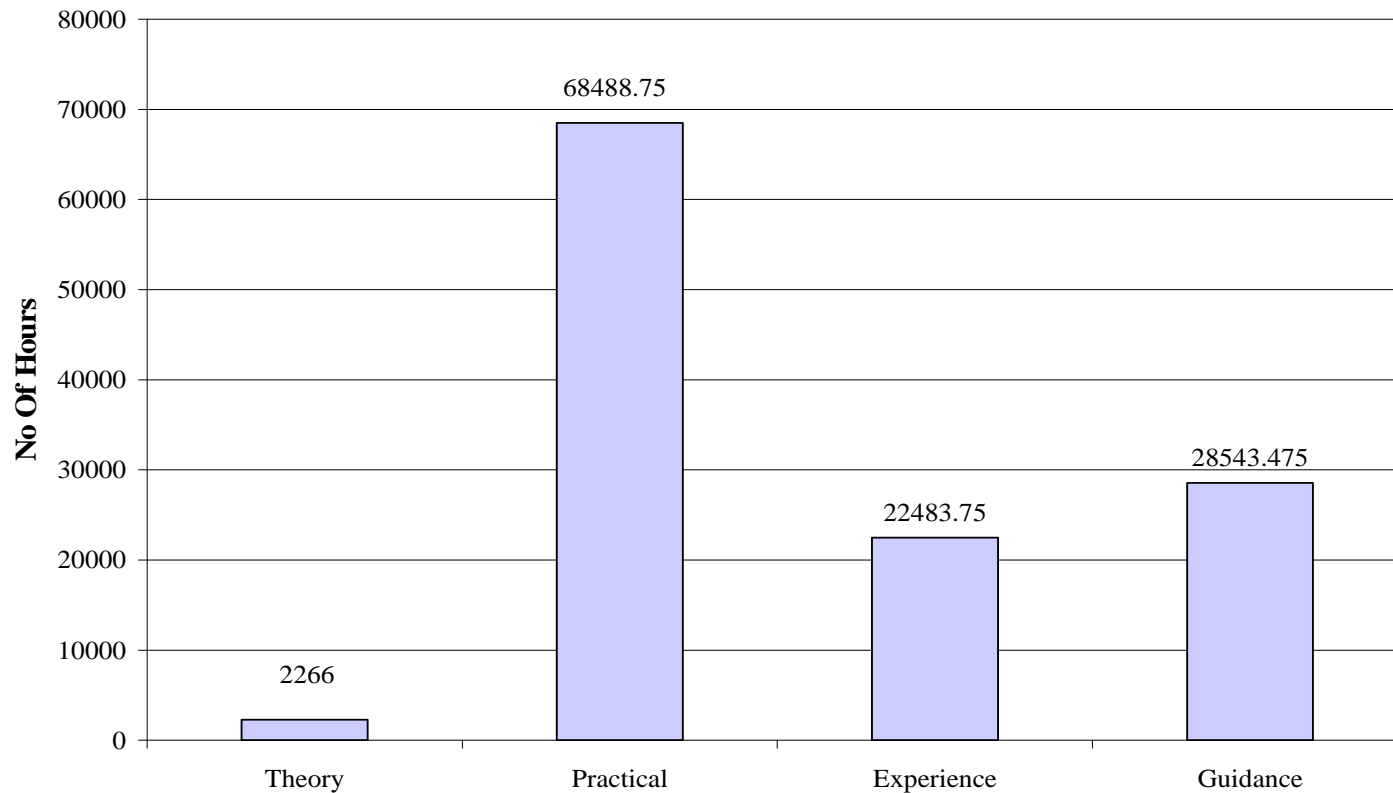
NVQ Equivalence for Passed Subjects



Subject	No. of beneficiaries
emergency life support	12
Heartstart UK	12
Emergency Aid	11
Basic Manual Handling	8
The Football Association	8
Manual Handling Course	6
Safety Matters	5
FA Learning	2
Literacy	1
Numeracy	1
FOR Programme	1
OCR Level 1 Certificate for IT	1
Relationships	1
<b>TOTAL</b>	<b>69</b>

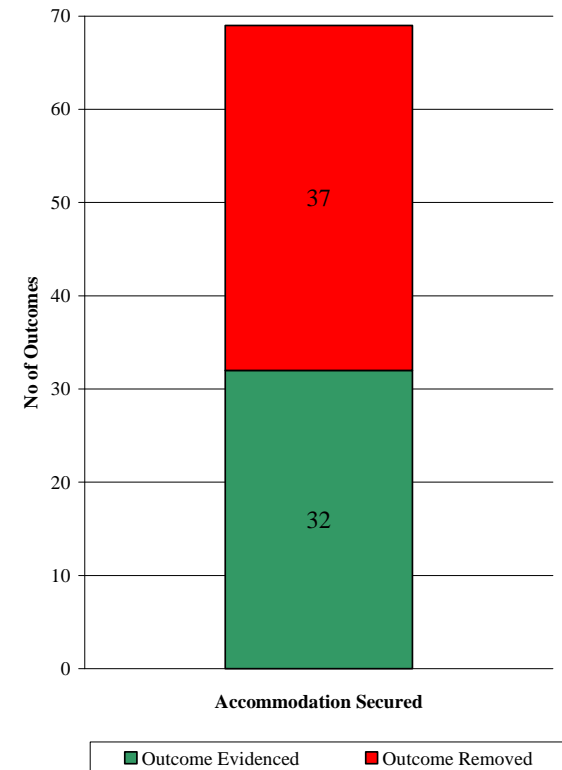
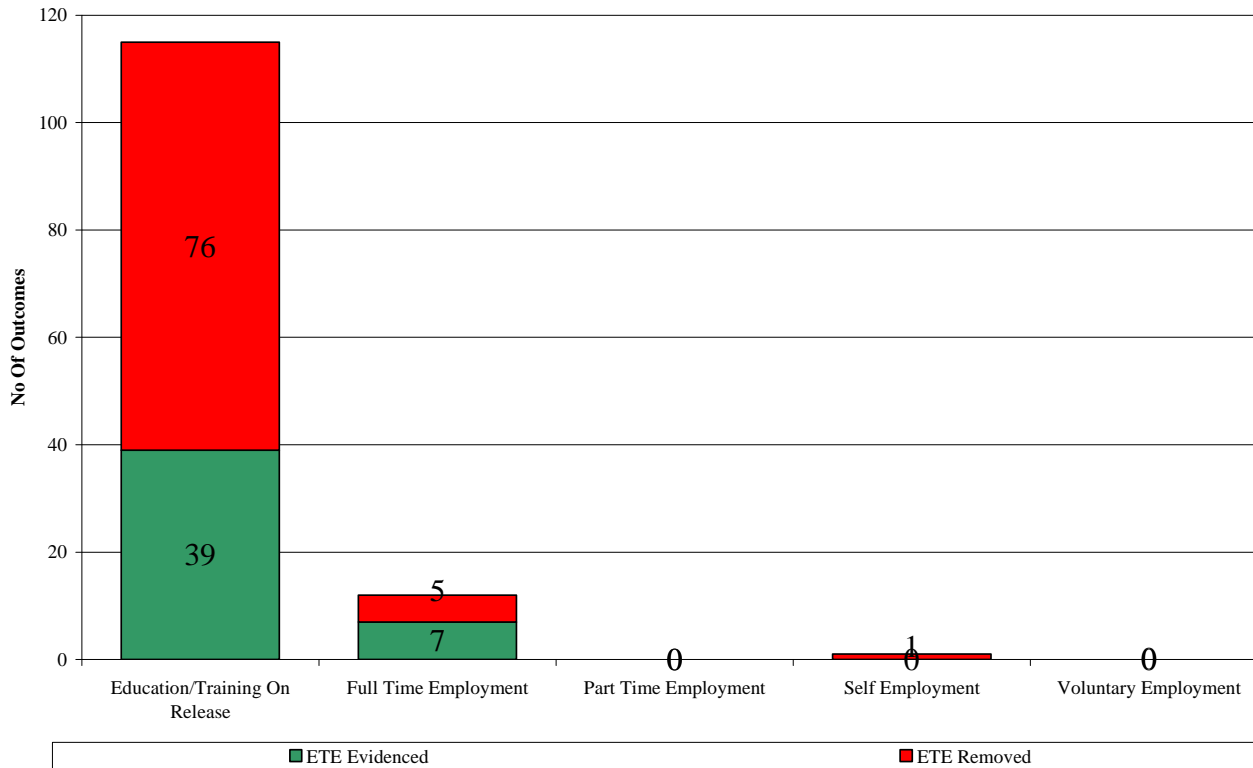
- 2 NVQ levels 1 and 2 have been gained by beneficiaries in Nottingham.
- 2 adult Literacy and numeracy courses have been passed by beneficiaries in Nottingham.

### Timesheet Hours



- 121,782 hours were collected from PS Plus beneficiaries.
- 68,489 (56%) of the hours collected were for practical activities.

### Hard Outcomes



- 128 hard education, training and employment (ETE) outcomes have been recorded at Nottingham with evidence for 46 of these outcomes (36% evidence for outcome rate).
- 69 hard accommodation outcomes have been recorded with evidence for 32 outcomes (46% evidence for outcome rate).